


eBooks from the Library

for the Kindle

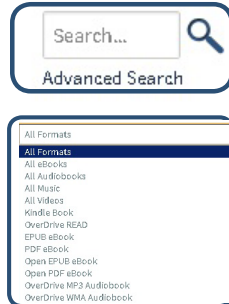


Works with Kindle,
Kindle Fire & the Kindle app.

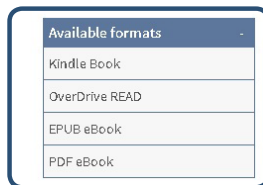
Get Started with The Ohio Digital Library:

1 Using a computer or Kindle Fire, go to ohioebooks.org

2 You can search books by title, author or genre using the search box at the top. To see Kindle titles the Library offers, select Advanced Search, go to the All Formats menu and choose Kindle Book.



3 If an item says Borrow, it is available to download. If an item is unavailable, you may select Place a Hold. You will then receive an email when the title is available. Check the list of Available Formats on the right to ensure that the title is available on Kindle.



4 After you have borrowed your book, you will be prompted to go to your Bookshelf. Click Download and select Kindle book from the list. Then click Confirm and Download.



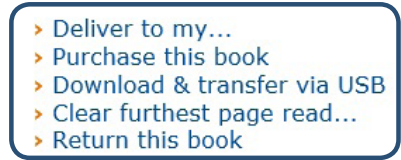
5 Select Get Library Book and enter the email and password for your Amazon account.

6 Follow the prompts to download the item to your device. If you are connected to Wi-Fi, the item will automatically appear on your device.

If the item does not automatically download, click Your Digital Items or Manage Your Kindle on Amazon. The item will show up in Your Kindle Library with the words *digital library*.

Title	Author
13 Bullets (Laura Caxton) digital library	Wellington, David

7 Click on the Actions button beside the title and choose Deliver to my if the Kindle is connected to Wi-Fi or Download & transfer if the Kindle is connected to your computer.



8 To return an item when you are finished, click the Return this book option.

On your Kindle, refresh the book list by clicking on the sync option located under Menu on the Kindle home page.

If an item reads Loan Expired, highlight it and press the right arrow key (Kindle, DX, Touch, Keyboard) or tap and hold the item (Kindle Fire), and select Remove from Device to delete the book.



THE OHIO DIGITAL
LIBRARY

The Ohio Digital Library provides access to thousands of eBooks, audiobooks, music titles and videos and can be used on many other mobile devices, audio devices and eReaders. All you need is a library card from any library that is a member of the Ohio Digital Library, and a personal computer or laptop to get started finding these great materials.